


# User Interface and Graphic Design Portfolio



Diastuti Arnumsari  
Visual Communication Design  
Bandung Institute of Technology

## who is this?



that's me, **diastuti arnumsari**.

with imaginary cat on my lap, i am eager to puzzle myself as i plan and **design** an **interface** that easily delivers the content needed by the user.

i'm **skilled** at adobe xd, figma, ux fundamentals, graphic design, basic visual-art, adobe photoshop, adobe illustrator, and adobe premiere pro.

i also **interested** in learning more about basic html and css.

## what do i do?

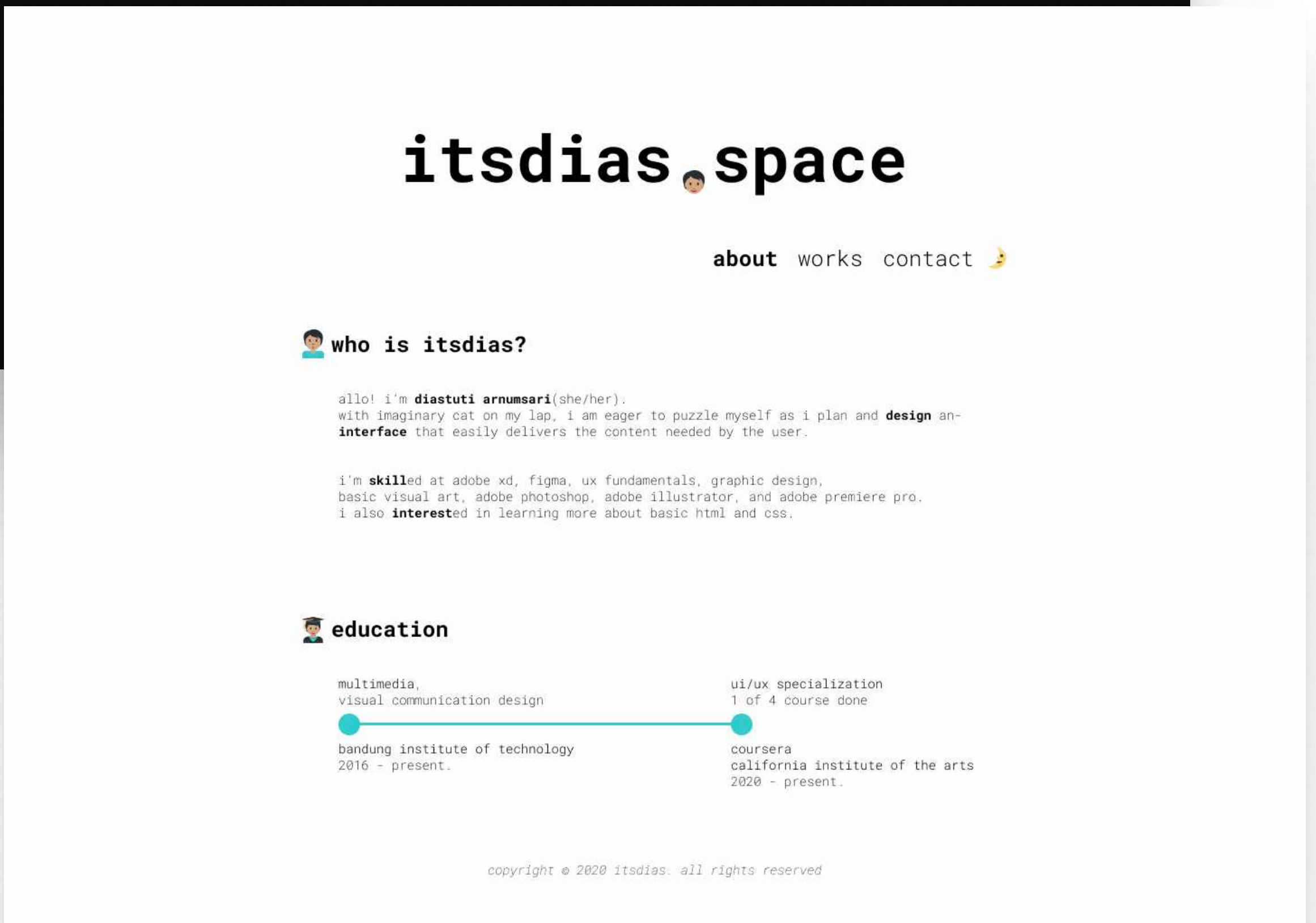
- Design + systems thinking
- Analyze the 'why' behind data
- Identify insights from user research
- Generate idea
- Always stick to visual clarity and consistency
- Create harmony between aesthetics and interaction

## education

- **Multimedia**  
Visual Communication Design  
**Bandung Institute of Technology**  
2016 - Present
- **UI/UX Specialization** *1 of 4 course done\**  
**Coursera (California Institute of the Arts)**  
2020 - Present  
*\*as of this portfolio sent*

## experience

- **Illustrator** at deruganesha.id **2017-2018**
- **Head of the Publication Division** KMSR ITB  
October Graduation Parade **2017**
- **Head of Graphic Team IPPDIG Elections**  
**2018**
- **Branding Team** of MWAWM ITB **2018**
- **Logo Division Team** OSKM ITB **2018**
- **Art Director** of Maen Gedhe Loedroek ITB  
"Wara Wiri Wanamarta" **2020**



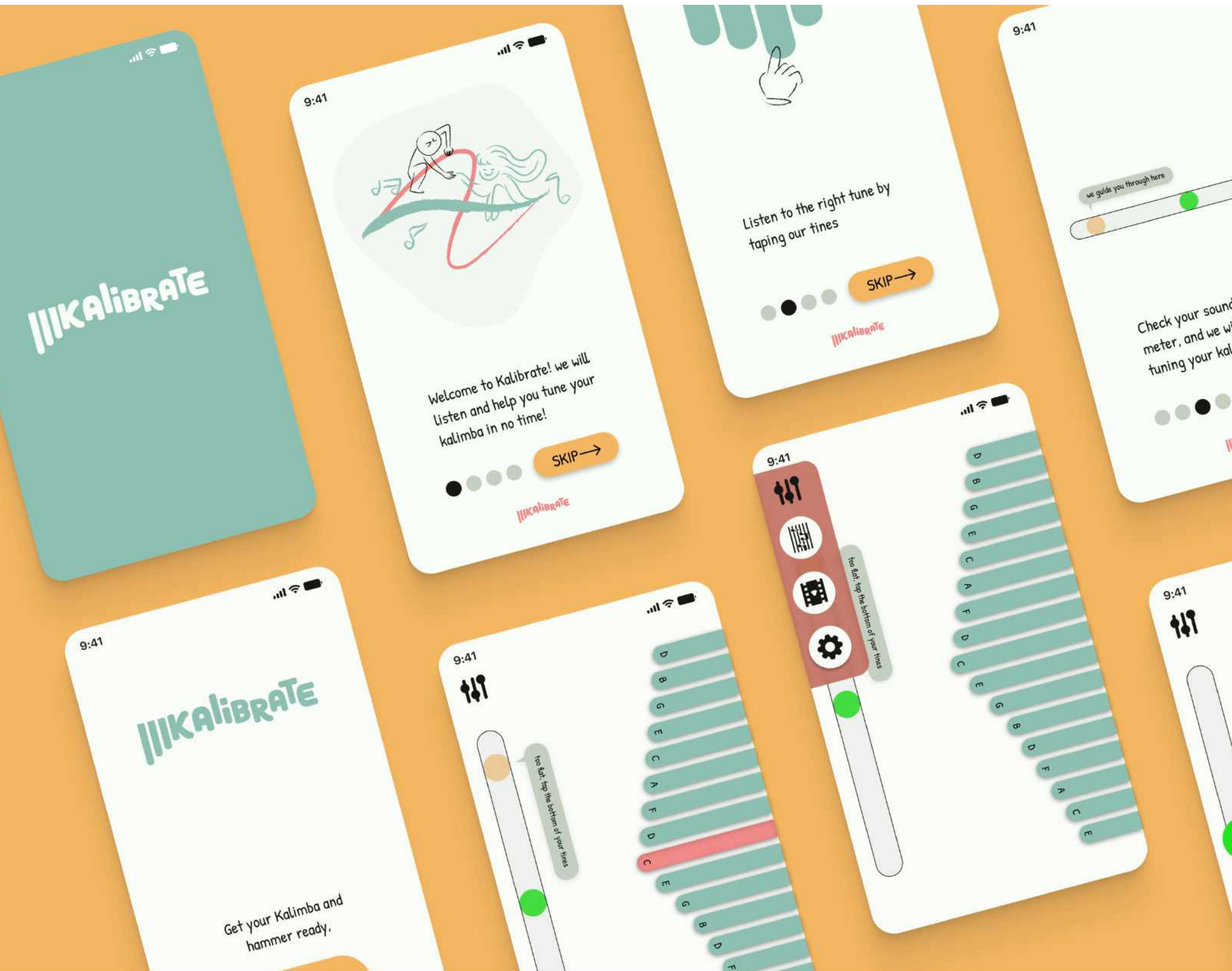
# itsdias.space

I recently found out how one page website can be beneficial to user of all kinds from its simplicity and I make the interface purposely for personal / portfolio site. However because the lack of html and css skill, I'm not able to make it into real website for now.

This project was made during my course in Coursera (CalArts) about Visual Elements of User Interface Design.



# Kalibrate

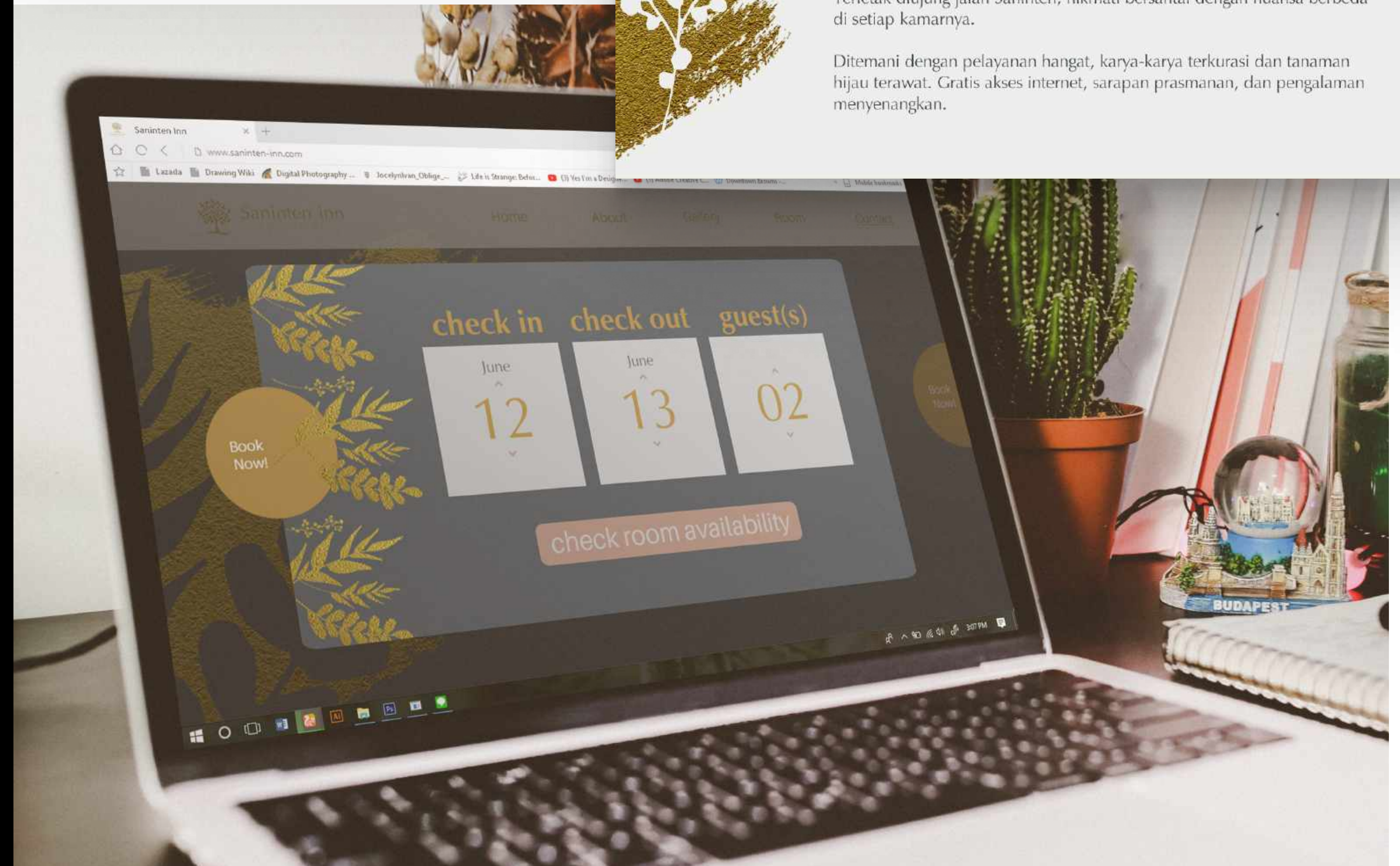
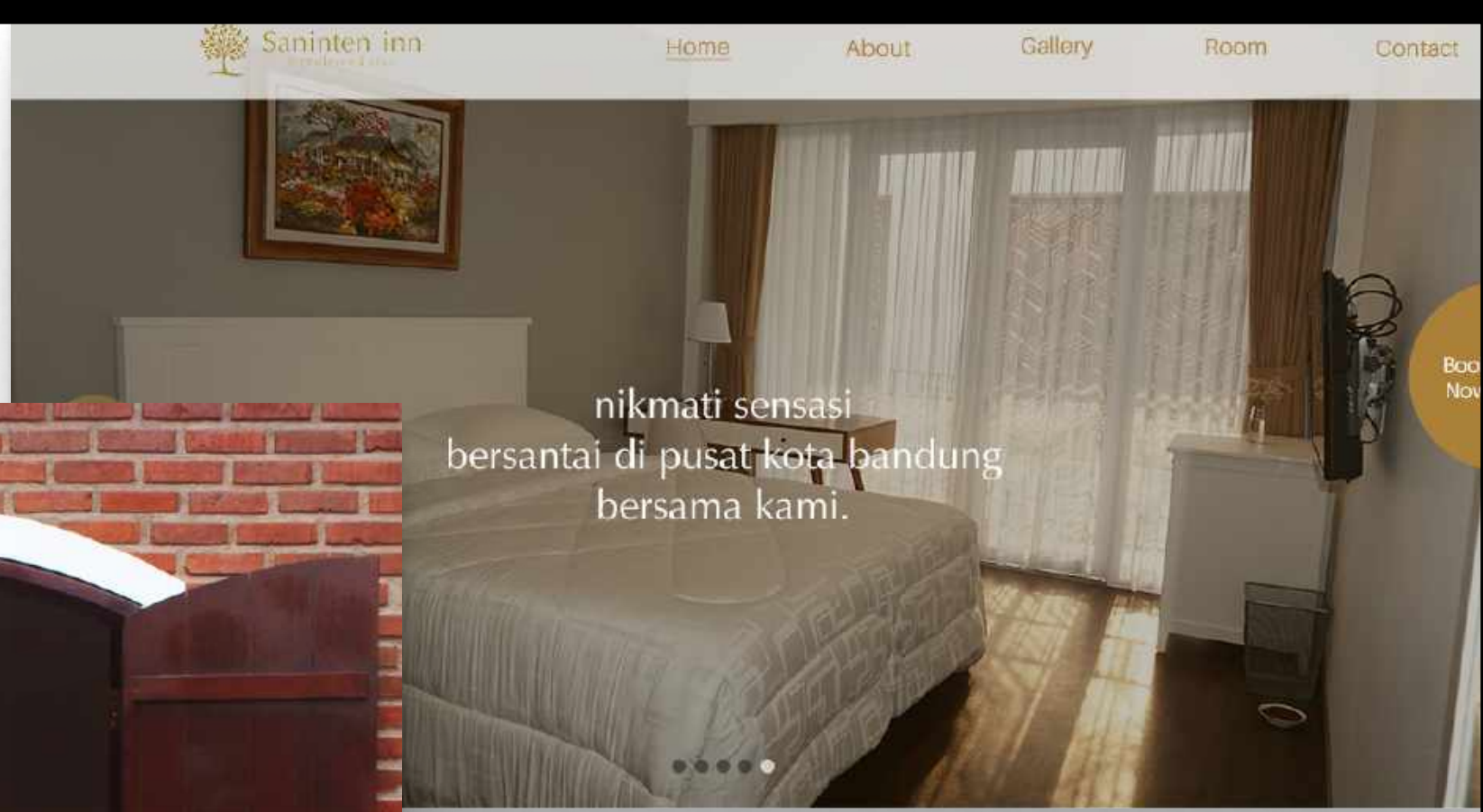


Kalibrate is an app to tune Kalimba for beginner player, and made with tines as in real kalimba, so user will know which tines they're tuning and see how its sounds in the tuning meter below the tines. The dialogue box also shown to help player tune their kalimba.

This project was made during my course in Coursera (CalArts) about Visual Elements of User Interface Design.



## USER INTERFACE

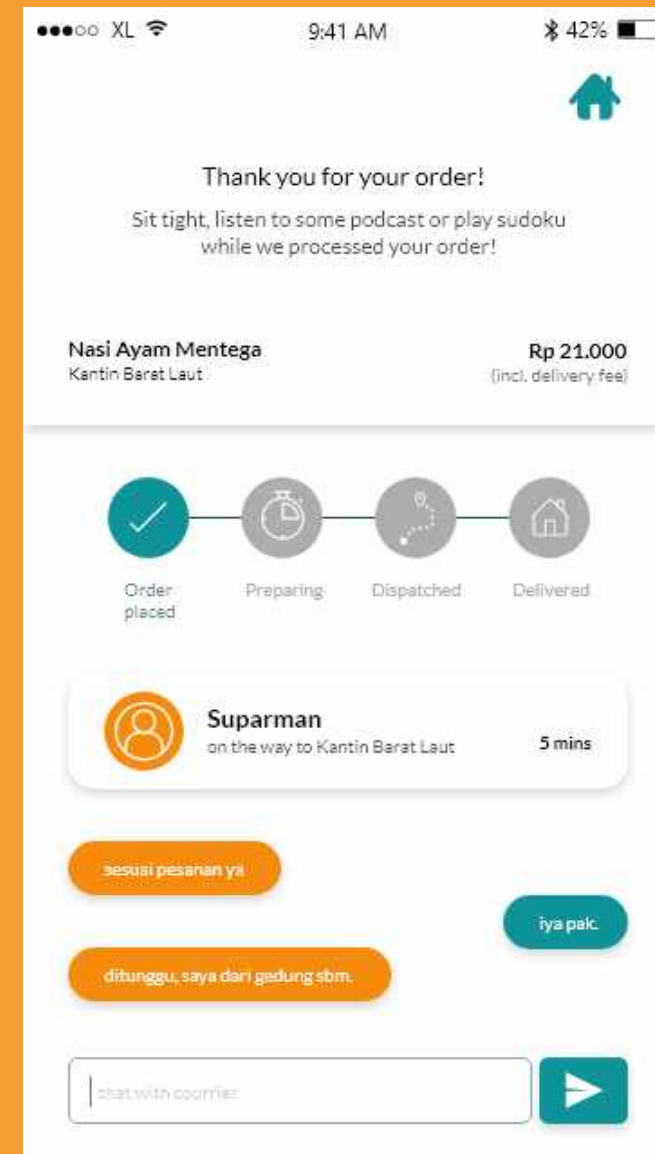


## Saninten Inn Website

This is a website concept for Saninten Inn. It was made in 2018 for Applicative Visual Communication Design course, Bandung Institute of Technology.

The course task was to make a branding for selected industry with group of colleague, and my role was to design the branding together and design the website interface.





## ITB Nyam-Nyam

ITB Nyam-nyam is delivery food app for Bandung Institute of Technology resident only.

This is actually a second idea that me and my colleague come up with, because the previous idea get stuck on campus administration problem.

The project made on 2019, using Adobe Xd and Illustrator. My role in this project were generating app idea, making user persona, making a few screens, and together we're make useable prototype.

[more here](#)



# Kaki Lima Game Interface


Kaki Lima is a game about street vendors vs. the authority, this game genre is tycoon-like.

This group project was made in 2019 for Game Design course, Bandung Institute of Technology.



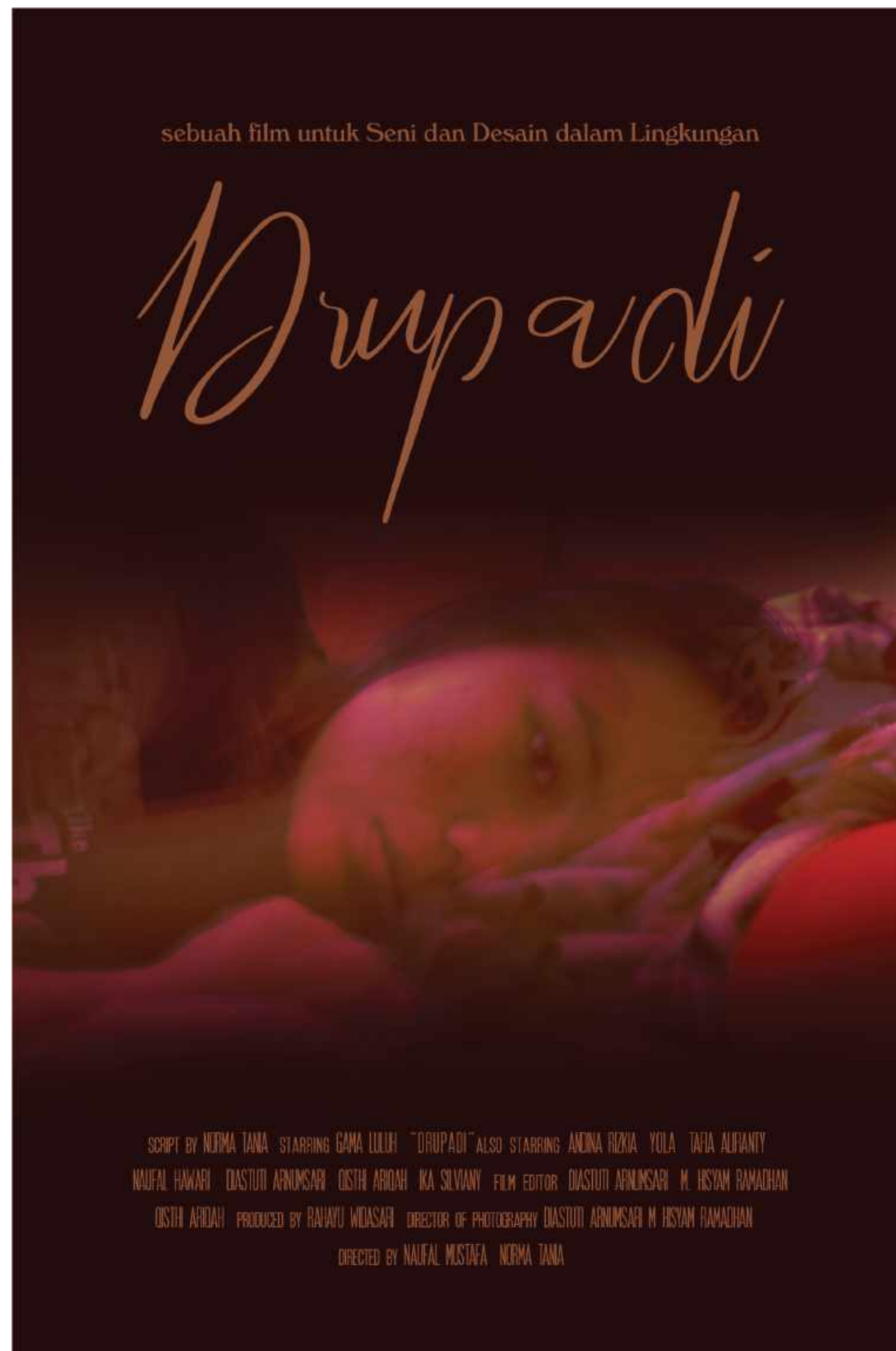
My role in the process is designing the game together with other members from scratch. In the production process I am mainly doing the game character, map, and the playing interface

# Graphic Design Portfolio






# Posters



## Big Share to Care 2019





# Branding and Logo



# Bojonegoro

## Nyala Indonesia

This is branding submission for Bojonegoro City Tourism. The branding includes Logo and its ornament applied to Stationery, Social Media, Website and Ambient Media.

[more here](#)



**Thank you**  
for reading,  
**let's get in**  
**touch!**

[email](#)

[dribbble](#)

[behance](#)

[linkedin](#)

[whatsapp](#)

